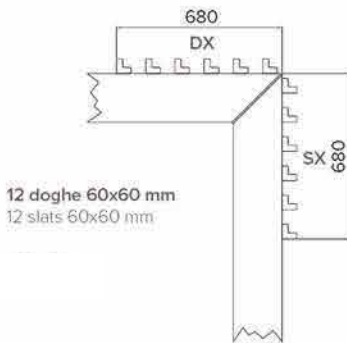


Esempi di realizzazione . Examples of realization

Vista dall'alto . Top view

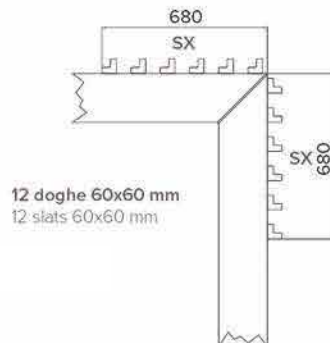
Variante 1 . Variant 1

Indicare orientamento doghe 60x60 mm.: DX o SX.
Indicate 60x60 mm. slats orientation: DX or SX.



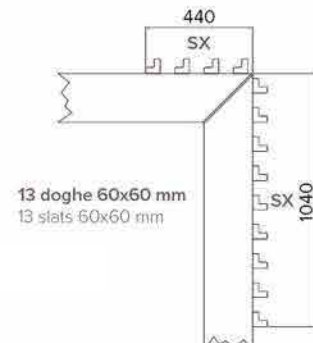
Variante 2 . Variant 2

Indicare orientamento doghe 60x60 mm.: DX o SX.
Indicate 60x60 mm. slats orientation: DX or SX.



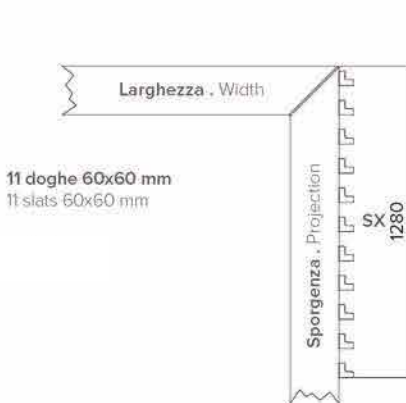
Variante 3 . Variant 3

Indicare orientamento doghe 60x60 mm.: DX o SX.
Indicate 60x60 mm. slats orientation: DX or SX.

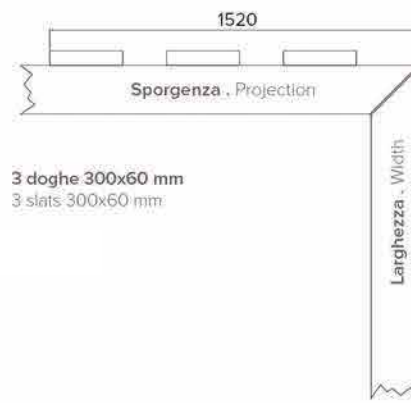


Variante 4 . Variant 4

Indicare orientamento doghe 60x60 mm.: DX o SX.
Indicate 60x60 mm. slats orientation: DX or SX.

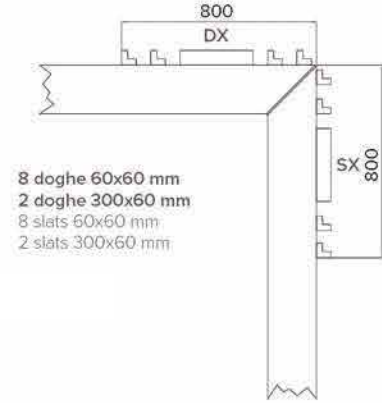


Variante 5 . Variant 5

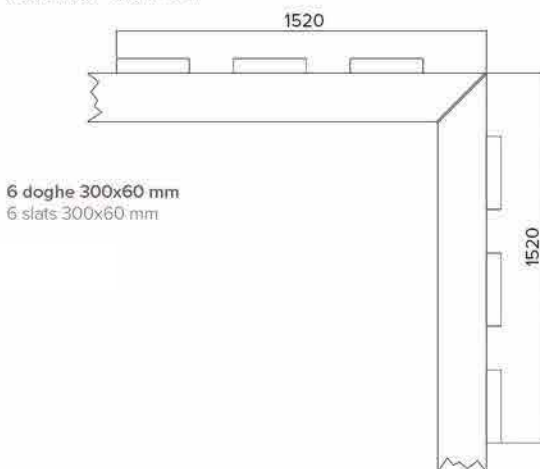


Variante 6 . Variant 6

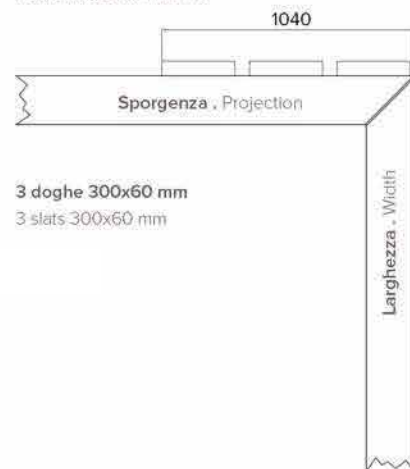
Indicare orientamento doghe 60x60 mm.: DX o SX.
Indicate 60x60 mm. slats orientation: DX or SX.



Variante 7 . Variant 7



Variante 8 . Variant 8



NOTA BENE: la distanza tra un gruppo doghe e l'altro non può mai superare i 6mt. di campata.

POSSIBILITA' DI ALTRE VARIANTI A DISEGNO, PREVIA FATTIBILITA' UFFICIO TECNICO.

PLEASE NOTE: the distance between two groups of slats can never be more than 6m.

POSSIBILITY OF OTHER VARIATIONS ACCORDING TO DRAWING, SUBJECT TO APPROVAL BY TECHNICAL OFFICE.

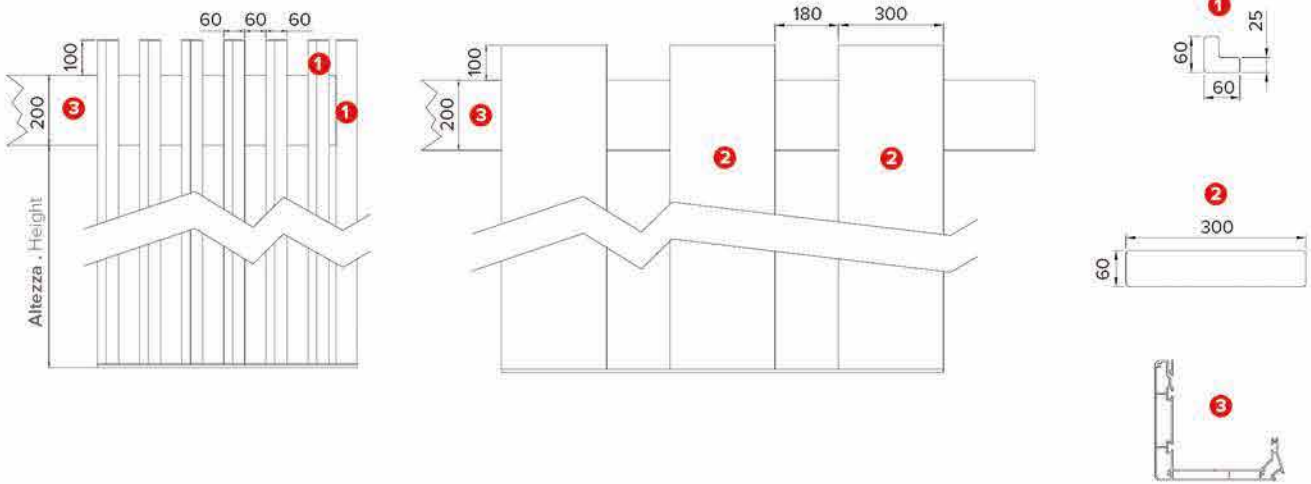
Legenda tecnica . Technical legend

- 1 Doga 60x60 mm . Slat 60x60 mm
- 2 Doga 300x60 mm . Slat 300x60 mm
- 3 Gronda 20x20 cm . Gutter 20x20 cm

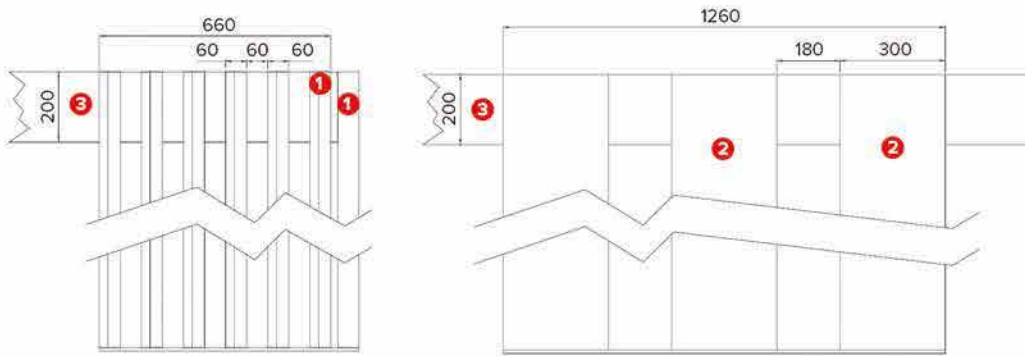
Dati tecnici . Technical data

Quote espresse in mm - Dimensions in mm

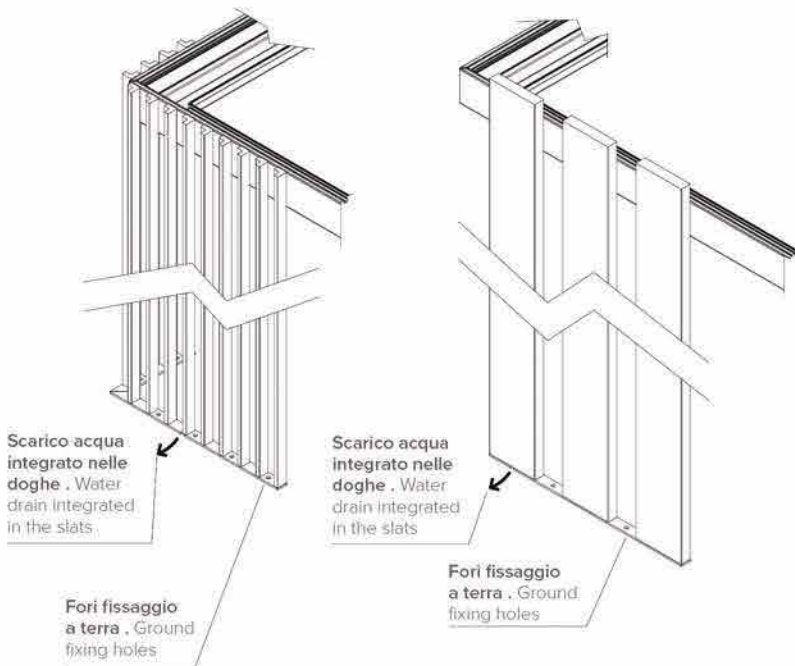
VERSIONE SLANCIATA . SLENDER VERSION



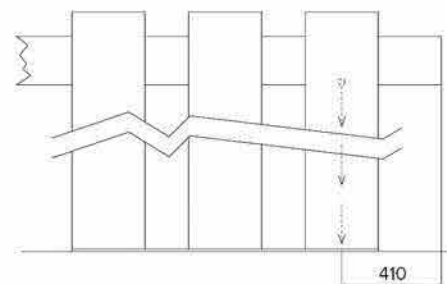
VERSIONE FILO STRUTTURA . ALIGNED WITH THE STRUCTURE



Dettaglio scarico acqua e fissaggio a terra
Water-drain detail and ground fixing



Quota scarico acqua standard
Standard water drain size



Dettaglio angolo gronda
Gutter corner detail

