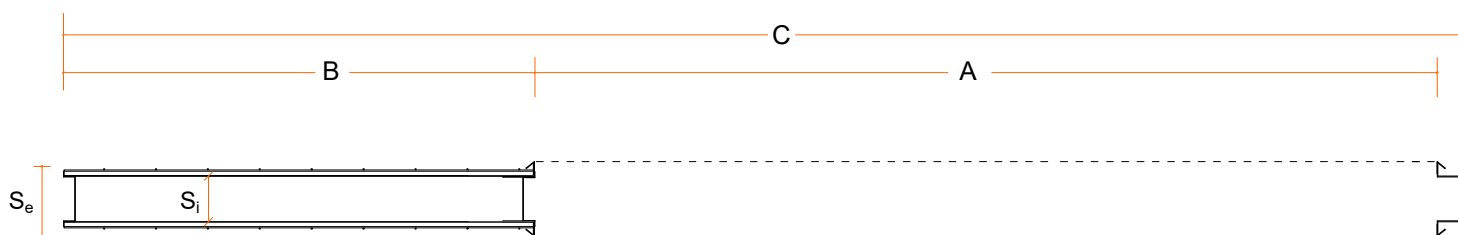


PROSPETTO

S_e	S_i
105	69

S_e = Spessore Parete Finita
 S_i = Sede interna

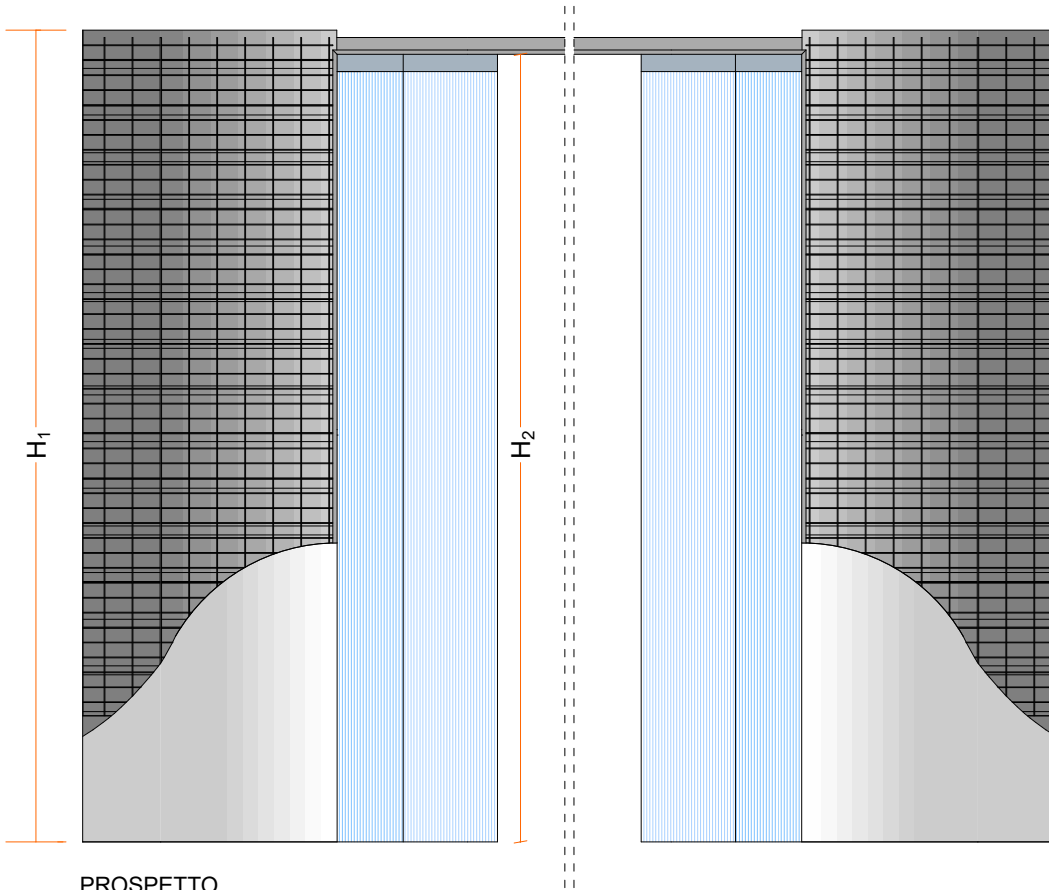


SEZIONE ORIZZONTALE

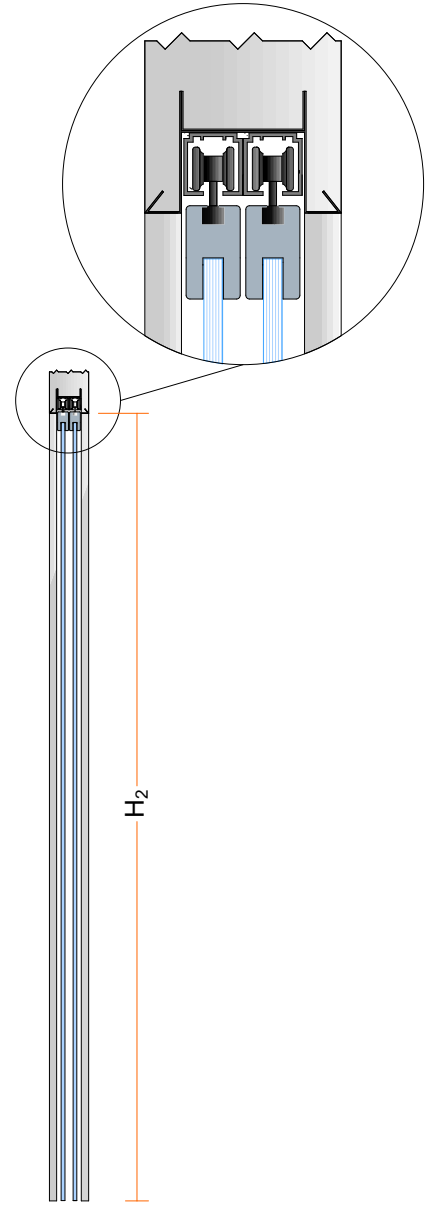
COD.	A	B	C	H_1	H_2	Misura porta LxH
E 60x210/200/202 OR INT. (S_e)	1190	650	1875	2175/2075/2095	2110/2010/2030	630x2100/2000/2020
E 70x210/200/202 OR INT. (S_e)	1390	750	2175	2175/2075/2095	2110/2010/2030	730x2100/2000/2020
E 80x210/200/202 OR INT. (S_e)	1590	850	2475	2175/2075/2095	2110/2010/2030	830x2100/2000/2020
E 90x210/200/202 OR INT. (S_e)	1790	950	2775	2175/2075/2095	2110/2010/2030	930x2100/2000/2020
E 100x210/200/202 OR INT. (S_e)	1990	1050	3075	2175/2075/2095	2110/2010/2030	1030x2100/2000/2020
E 110x210/200/202 OR INT. (S_e)	2190	1150	3375	2175/2075/2095	2110/2010/2030	1130x2100/2000/2020
E 120x210/200/202 OR INT. (S_e)	2390	1250	3675	2175/2075/2095	2110/2010/2030	1230x2100/2000/2020

A = Luce Lorda; B = Larghezza Controtelaio; C = Larghezza Complessiva; H_1 = Altezza Controtelaio; H_2 = Altezza Lorda.

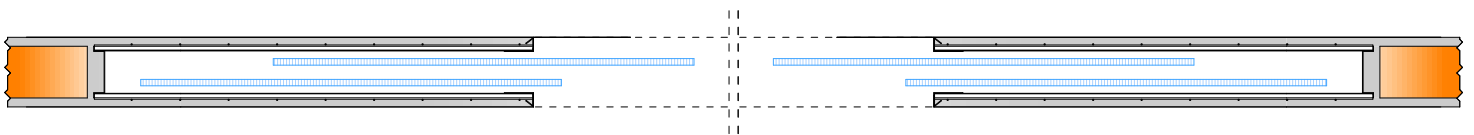
EUROCASSONETTO ORO DOPPIO versione intonaco



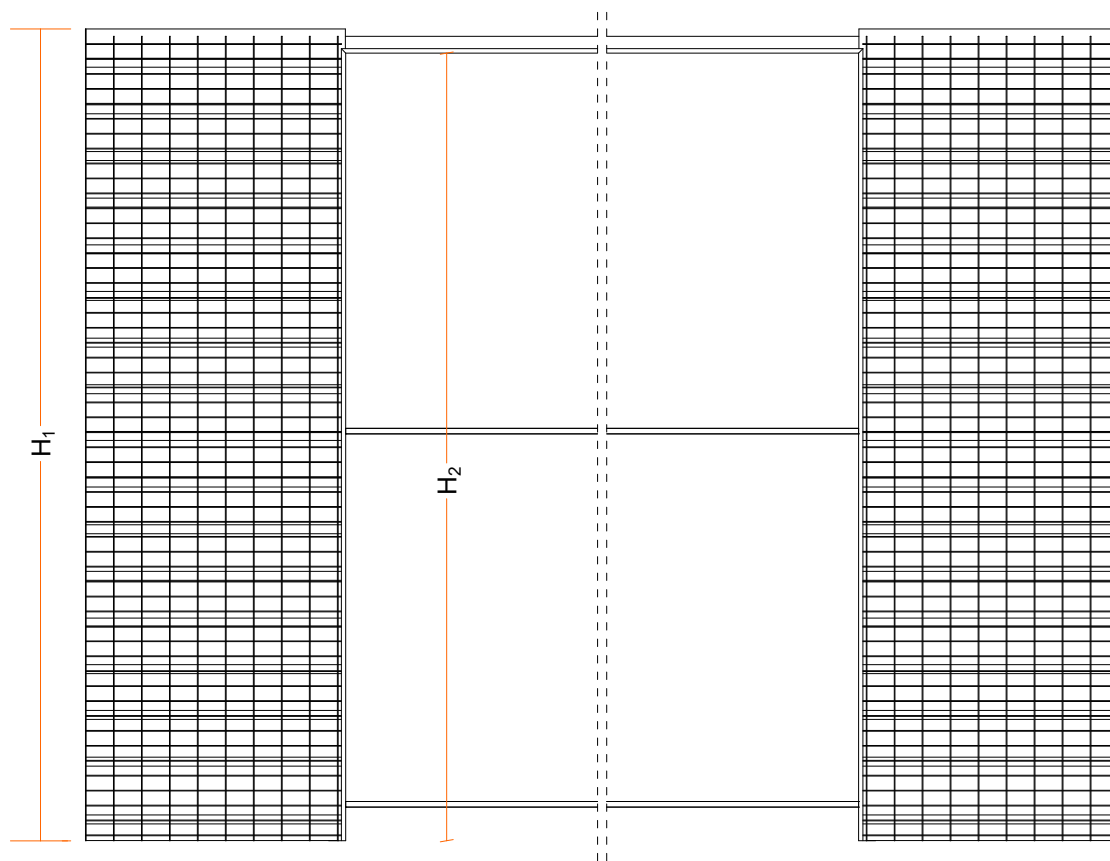
PROSPETTO



SEZIONE VERTICALE



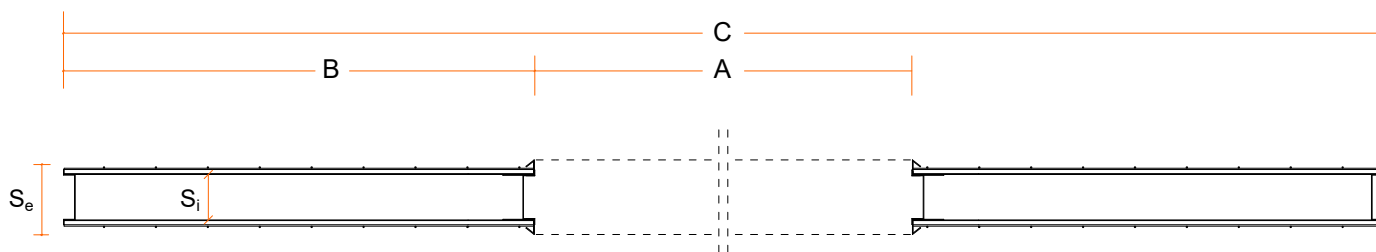
SEZIONE ORIZZONTALE



PROSPETTO

S_e	S_i
105	69

S_e = Spessore Parete Finita
 S_i = Sede interna

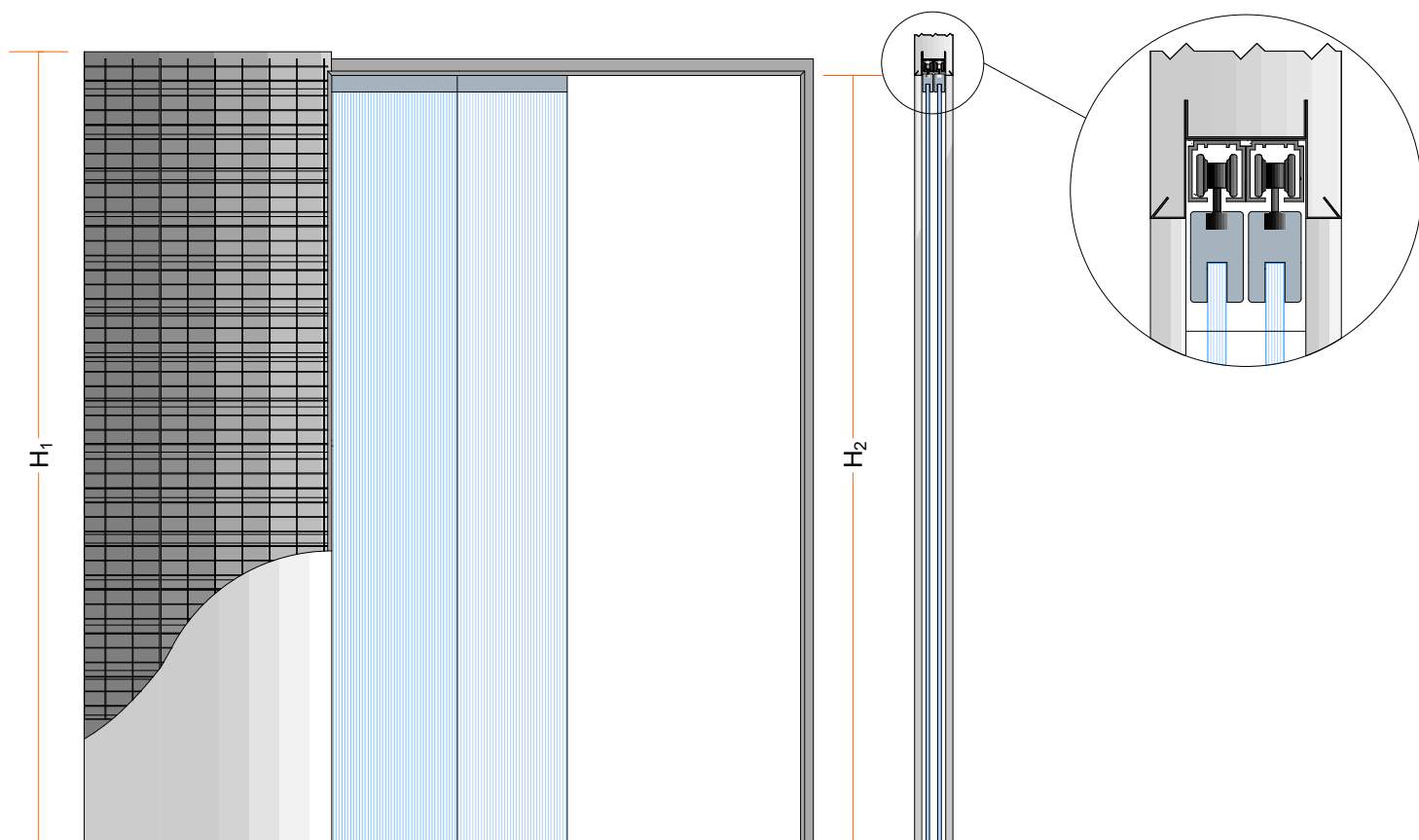


SEZIONE ORIZZONTALE

COD.	A	B	C	H_1	H_2	Misura porta LxH
E 60x210/200/202 OR D INT. (S_e)	2390	650	3690	2175/2075/2095	2110/2010/2030	630x2100/2000/2020
E 70x210/200/202 OR D INT. (S_e)	2790	750	4290	2175/2075/2095	2110/2010/2030	730x2100/2000/2020
E 80x210/200/202 OR D INT. (S_e)	3190	850	4890	2175/2075/2095	2110/2010/2030	830x2100/2000/2020
E 90x210/200/202 OR D INT. (S_e)	3590	950	5490	2175/2075/2095	2110/2010/2030	930x2100/2000/2020
E 100x210/200/202 OR D INT. (S_e)	3990	1050	6090	2175/2075/2095	2110/2010/2030	1030x2100/2000/2020
E 110x210/200/202 OR D INT. (S_e)	4390	1150	6690	2175/2075/2095	2110/2010/2030	1130x2100/2000/2020
E 120x210/200/202 OR D INT. (S_e)	4790	1250	7290	2175/2075/2095	2110/2010/2030	1230x2100/2000/2020

A = Luce Lorda; B = Larghezza Controtelaio; C = Larghezza Complessiva; H_1 = Altezza Controtelaio; H_2 = Altezza Lorda.

EUROCASSONETTO ORO versione intonaco



PROSPETTO

SEZIONE VERTICALE



SEZIONE ORIZZONTALE