

FINISH
MATERIALS

PLANIUM
UNIQUE SURFACES

FINISH MATERIALS

Our materials are of high quality, natural and recyclable.



BRUSHED STEEL



SATIN STEEL



STEEL CANVAS



EMBOSSED STEEL



STAINLESS CONCRETE



BRUSHED COPPER



SATIN COPPER



COPPER CANVAS



BRUSHED BRASS



SATIN BRASS




BRASS CANVAS



BRUSHED BRONZE




CALAMINE



CALAMINE



BRUSHED OXIDIZED STEEL



SATIN OXIDIZED STEEL

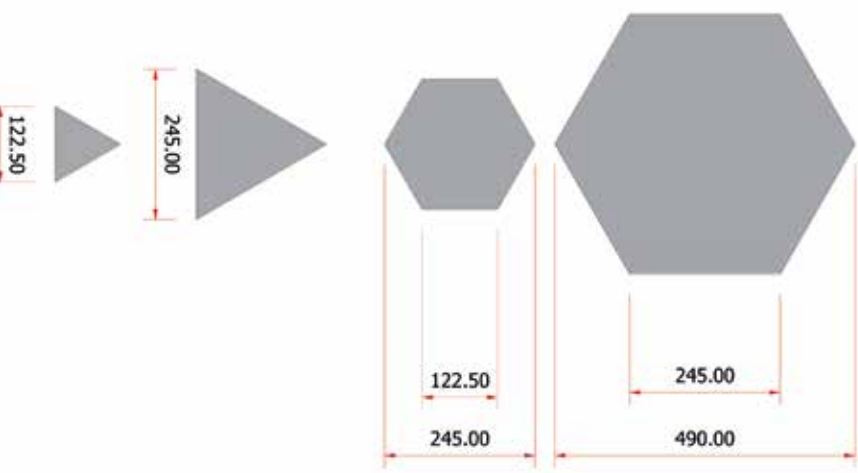



OXIDIZED STEEL CANVAS

FINISH MATERIALS

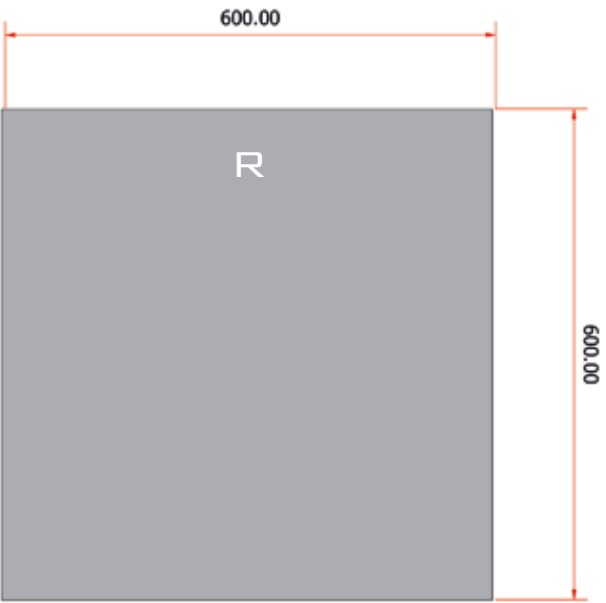
Our materials are of high quality, natural and recyclable.

SIZES: FLOOR LAYING SYSTEMS MGO1 MAGNETIC, APO1 LAY, ACO1 STICK-ON, WALL COATING SYSTEM ACO2 STICK-ON.



Any millimetric unevenness between the plates (at most equal to 2/3 of the thickness of the metal foil) should not be considered as a defect.

SIZES: FLOOR LAYING SYSTEMS PLO1 INVISIBLE, SMO1 SISTEMAMEN, SMO2 EVOLUTION, MRO1 MODULO RADIANTE.



Thickness 7 mm depending on the finishing material

Any millimetric unevenness between the plates (at most equal to 2/3 of the thickness of the metal foil) should not be considered as a defect.

CLEANING AND CARE.

We recommend vacuuming or passing a soft broom immediately after the installation and clean the surfaces regularly. Use felts under furniture complements, such as decor or chairs, whose movement may scratch the surfaces. Place mats in the entrance areas, dry out water stoppers and always keep the surfaces dry to avoid creating halos or oxidation.

To clean and protect the surfaces, read the following advice and do not apply aggressive, but neutral products. Planium, before delivering each tile (unless otherwise specified), makes a pretreatment with the below mentioned detergents/polishes, to reduce the porosity of the materials and protect them.

STEELS, OXIDIZED STEELS, COPPER, BRASS, BRONZE

These metals can be cleaned with neutral products for the usual tidiness of the floor; particularly suitable are the EUFAST washes and, if necessary, VENUS, both emulsions of KITER, or equivalent (consult the relative data sheet www.kiterdetergenti.it).

As for the method of application, we recommend the use of a damp floor cloth, in order to have a quick drying, that does not leave marks due to the stagnation of water.

For large surfaces, it is possible to use cleaning machines with neutral industrial detergents or the above-mentioned products, making sure, for the reasons already explained, not to leave a persistent quantity of water on the surface.

CALAMINE

Calamine is a ferrite based material and its specific production process (hot rolling) provides stains with grain and color contrasts, that makes any single plate different from each other and, therefore, unique. Furthermore, the base of the ferrite material originates the inevitable slow oxidation of the tiles, which will create later natural patterns or simply stains, that are considered part of the uniqueness of Calamine itself.

To avoid an undesired excess of oxidation, we recommend not to leave water on the floor for long time but, instead, in case some considerable quantity of water should fall accidentally, dry it in a reasonable short time. Be careful to umbrella stands, flower pots if they do not have an

appropriate tray to collect the possible water drops. Regarding the cleaning, we propose the use a damp floor cloth, so to have a quick drying. In public areas or wide spaces you can employ any cleaning machine with neutral industrial detergent; make sure the machine does not leave on the surface a persistent amount of water for long time.

Depending on the passage of people on the floor, we suggest to utilize periodically (once a week or a month according to the client's wish or need) the liquid detergent named EUFAST by KITER, which will tidy, revive and protect the Calamine surface. This detergent is to be used diluted in water or pure on the tiles; please, alternate it diluted a few times and pure one time. Should you need to use other products, please employ a neutral, not aggressive detergent, diluted in water.

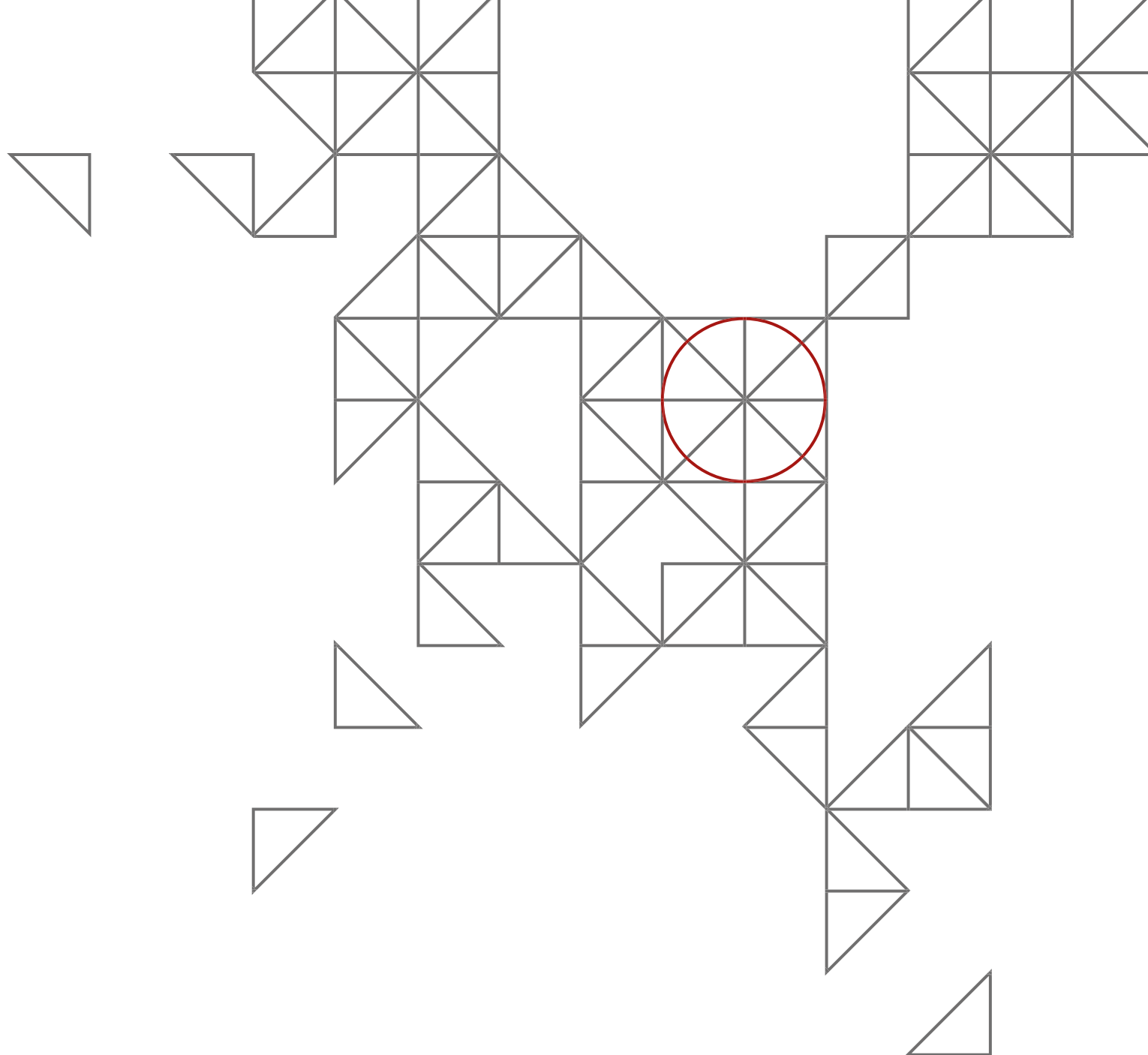


Examples of Calamine Finish

TEST.

DATA	SPECIFICATION	STANDARD	VALUE
Brushed Steel	TORTUS Slip Resistance	BCRA - DM236	$\mu > 0.40$
	Dynamic friction coefficient on wet surface	ANSI A137.1 - DCOF	0.62
Satin Steel	Slip Resistance	BGR 181 - DIN51130	R10
Embossed Steel	Slip Resistance	BGR 181 - DIN51130	R9
Steel Canvas	Slip Resistance	BGR 181 - DIN51130	R10
Brushed Copper	TORTUS Slip Resistance	BCRA - DM236	$\mu > 0.40$
	Dynamic friction coefficient on wet surface	ANSI A137.1 - DCOF	0.62
Satin Copper	Slip Resistance	BGR 181 - DIN51130	R10
Copper Canvas	Slip Resistance	BGR 181 - DIN51130	R10
Brushed Brass	TORTUS Slip Resistance	BCRA - DM236	$\mu > 0.40$
	Dynamic friction coefficient on wet surface	ANSI A137.1 - DCOF	0.62
Satin Brass	Slip Resistance	BGR 181 - DIN51130	R10
Brass Canvas	Slip Resistance	BGR 181 - DIN51130	R10
Brushed Bronze	TORTUS Slip Resistance	BCRA - DM236	$\mu > 0.40$
	Dynamic friction coefficient on wet surface	ANSI A137.1 - DCOF	0.62
Calamine	TORTUS Slip Resistance	BCRA - DM236	$\mu > 0.40$
	Dynamic friction coefficient on wet surface	ANSI A137.1 - DCOF	0.62
	PENDULUM	BS 7976-2: 2002	Dry PTV 62/ Wet PTV 42
	Slip Resistance	BGR 181 - DIN51130	R10
Brushed Oxidized Steel	TORTUS Slip Resistance	BCRA - DM236	$\mu > 0.40$
	Dynamic friction coefficient on wet surface	ANSI A137.1 - DCOF	0.62
Satin Oxidized Steel	Slip Resistance	BGR 181 - DIN51130	R10
Oxidized Steel Canvas	Slip Resistance	BGR 181 - DIN51130	R10

$\mu > 0.40$ = result of the positive test (soles in dry leather and wet rubber). • Minimum Value Required ANSI A137.1 - 2012 ≥ 0.42 . • Pendulum Test: the UK Slip Resistance Group recommends the following guidelines (BS 7976-2: 2002), PTV 0-24 High Slip Potential, PTV 25-35 Moderate Slip Potential, PTV 36+ Low Slip Potential. • The German DIN 51130 and the BGR 181 standards provide for R9-R13 (minimum-very high) classification.



Planium S.r.l., with passion and knowledge gives form to ideas, to creative projects refined, elegant, unique; we use technological innovation with experience, to give life to new surfaces, new contemporary environments. We shape metal, modeling it to measure, according to the tastes of the Client, taking care of it in detail, giving importance to quality and sustainability. Planium flooring and coating systems are, therefore, created: functional in installations, elegant in finishes, unique in this prestigious 100% made in Italy combination.

T G R O U P
INNOVAZIONE NEL DNA



PLANIUM

Via L. Tolstoj, 27/A • 20098 San Giuliano Milanese (MI) • Italy
Tel. +39 02 9831 902 • Fax +39 02 9837 570
www.planium.it • planium@planium.it